



DELHI PUBLIC SCHOOL HATHRAS

SUMMER HOLIDAY HOMEWORK-2025-26

CLASS:-I



*Month of May brought long, hot days,
And now we have our summer holiday
Summer holidays mean no to school,
Waking up late with no set rule.
Little home work, easy to be done,
Lesser studies and lot's of fun.
Playing and talking and watching cartoon,
Fun continues till the end of June.
Beautiful time comes once in a year,
Summer holidays are best days ever.*

Dear Parent

We hope the children enjoyed their first spell in school as much as we enjoyed getting to know them. The much awaited summer vacations have arrived and it's time for the students to relax, refresh and rejuvenate themselves to show their performance more enthusiastically. To keep your child indoors in this sweltering heat and to utilize their time in constructive and creative activities, we have set some very interesting holiday homework both in scholastic and co-scholastic areas. Summer Vacation is all about fun, frolic, playing for longer hours with friends, going for picnics, exploring new places and watching your favourite shows on television. We have planned most of the activities to keep our children engaged and also help them in channelizing their energies. Kindly help and guide your child in completing his/her work and also exploring his/her creative self.

Happy days are here again. Please try and follow the following:

- Reading is the most stimulating and wonderful pastime in summer holidays. Inculcate in your child the habit of listening stories.
- Play simple indoor games like Scrabble, Chess, word building.
- Help your parents and grandparents in daily chores like dusting, watering the plants etc.

- Inculcate good habits in your children.
- Motivate them to keep their things in proper order and keep their room clean.
- Buttoning and unbuttoning the shirt
- Arranging his/her toy shelf
- Folding mats and clothes
- Keep their surrounding neat and clean
- Sorting and pairing household items
- Water the plants and feed the birds
- Encourage your ward to converse in English at home
- Regular reading and writing is very important

Use these phrases in day to day life:-

- Shall we go outside?
- How are you?
- I am fine, thank you.
- Can I help you?
- What are you doing?
- Do you need anything?
- How was your day?
- Are you feeling, okay?
- Where are you going?
- Did you sleep well?
- You are welcome.

Be a good and responsible child and Parents need to ask their child the following points:-

- Help your parents at home by putting your things in place.
- Listen to your elders.
- Avoid playing in the sun. Drink plenty of fluids like water, juice etc.
- Save paper. Use both sides of paper.
- Save electricity. Switch off fans, lights etc. when not in use.
- Go for morning walks and observe the Nature around you.

Examples - stones, types of leaves & flowers, etc.

ENGLISH	<ol style="list-style-type: none"> 1. Draw and paste a picture of a place you visited during the holiday like park, beach, hill or a nearby mall and color the picture. (In scrapbook) 2. Learn a travel or place related rhyme and share the video with your class teacher. 3. Find and learn five new words from your trip (example boat, lake, etc.) and draw the picture of them in your scrapbook. 4. Practice 15 pages of handwriting in your holiday homework notebook.
HINDI	<ol style="list-style-type: none"> 1. वर्णमाला अभ्यास स्वर (अ से अः तक) प्रत्येक स्वर को सुंदर लेख में दो बार लिखिए। हर स्वर से शुरू होने वाले दो शब्द चित्र सहित लिखिए। (जैसे: अ – अनार, अजगर) व्यंजन (क से झ तक) प्रत्येक व्यंजन को दो बार लिखिए। व्यंजन से शुरू होने वाले शब्द लिखिए और चित्र बनाइए। 2. शब्द ज्ञान पाँच फलों के नाम लिखिए और चित्र बनाइए व रंग भरिए। पाँच जानवरों के नाम और उनकी आवाज़ें (जैसे – कुत्ता – भौं भौं) लिखिए।

	<p>पाँच वस्तुओं के चित्र बनाकर उसमें रंग भरिए और उस रंग का नाम भी लिखिए ।</p> <p>3. कविता समय</p> <p>अपनी पाठ्य पुस्तक से हिन्दी कविताएं याद कीजिए और वीडियो बना कर अध्यापिका को भेजिए।</p> <p>4. सुलेख</p> <p>सुंदर लेख अभ्यास के लिए 5 पेज में छोटे वाक्य लिखिए जैसे: राजा तबला बजा ।</p> <p>5. मेरी खुद की पुस्तक</p> <p>एक छोटी सी बुकलेट बनाइए (4-5 पेज)।</p> <p>हर पेज पर एक अक्षर लिखिए और उससे जुड़ी वस्तुओं के चित्र चिपकाइए।</p> <p>जैसे:</p> <p>पेज 1 – क = कबूतर</p> <p>पेज 2 – ब = बकरी</p>
MATHEMATICS	<p>1. Compare the items by size, width, or length (e.g. comparing thickness of books or length of pencils etc.) around them and draw the pictures of the following objects:</p> <ul style="list-style-type: none"> ♦ Small and big objects. ♦ Thick and thin objects. ♦ Long and short objects. <p>(In your holiday homework notebook)</p> <p>2. Learn the tables from 1-5 and write them in your holiday homework notebook.</p>

3. Write number names from 1-20. (In holiday homework notebook)










FUN ACTIVITY

4. Make five groups of matchsticks in which first group contains two sticks, second contains four sticks, third contains six sticks, fourth contains eight sticks and last fifth group contains ten sticks. Paste them in scrapbook in alignment and write the number of sticks accordingly.

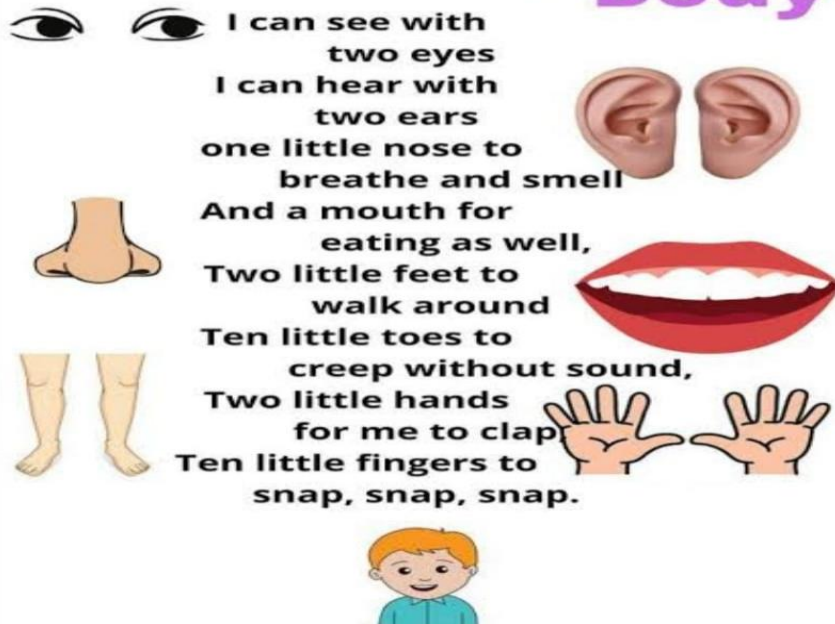
5. To learn the sequence of numbers, solve the given worksheet in your homework notebook:

Fill the numbers after, before and between					
AFTER		BEFORE		BETWEEN	
23			28	23	25
21			22	27	29
22			27	21	23
27			23	24	26
29			22	26	28
24			30	25	27
26			25	23	25
28			24	28	30
25			26	22	24

6. Solve the worksheet creatively by drawing these pictures in scrapbook.

	<p style="text-align: center;">Greater than, Less than</p> <p>Compare two groups of objects. Write $>$, $<$ or $=$ inside the box.</p> <div style="display: flex; justify-content: space-around; align-items: center;"> <div style="text-align: center;">    </div> <div style="text-align: center;">    </div> <div style="text-align: center;">    </div> </div>
ENVIRONMENTAL STUDIES	<p>1. Draw a simple picture of human body and label the major body parts (head, arms, leg, etc.) in your holiday homework notebook.</p> <p>2. To make learning more enjoyable learn the rhyme with action.</p>

Parts Of My Body



3. List five things of your favorite memory from summer holidays that you have done with your family. (In homework notebook)

4. Hobbies and interests are often things students are passionate about. Express their likes and dislikes both creatively, whether through descriptive writing, drawing, or even making a poster in their homework notebook.

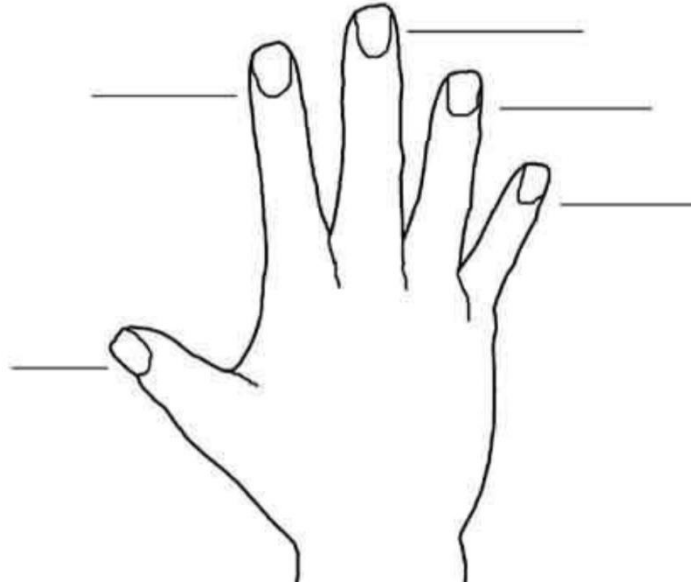
FUN ACTIVITY

5. Trace your hand in scrapbook and write the names of five fingers as shown in the worksheet given below:

What are the names of our fingers?

index finger, ring finger, thumb
little finger (pinky), middle finger

1. Write the correct words from the box on the lines.
2. Trace your hand on the back of the paper. Name the fingers.



Have a great

Vacation!